






<p>Epidemiología de Gingivitis y periodontitis  Gingivitis y periodontitis  Clasificación- Factores de Riesgo  Gingivitis y periodontitis  Índices epidemiológicos.</p>	
<p>Epidemiología de Trastornos Temporo Mandibulares  Factores de riesgo  Índices epidemiológicos</p>	
<p>Epidemiología de las maloclusiones  Factores de Riesgo Maloclusiones  Índices epidemiológicos</p>	

**Bibliografía para lectura**

- Brian A. Burt, Steven A. Eklund. Dentistry, Dental Practice, and the Community, 6th Edition. Saunders, 2005.

**Bibliografía de Referencia**

- Brian A. Burt, Steven A. Eklund. Dentistry, Dental Practice, and the Community, 6th Edition. Saunders, 2005.
- Per Axelsson. Diagnosis and Risk Prediction of Dental Caries, Volume 2. Quintessence Publishing (IL); 1st edition (October 15, 2000).
- Per Axelsson. Preventive Materials, Methods, and Programs (Axelsson Series on Preventive Dentistry) Quintessence Publishing (IL) (August 2004).
- Per Axelsson. Diagnosis and Risk Prediction of Periodontal Diseases (Axelsson, Per, Axelsson Series on Preventive Dentistry, V. 3.) Quintessence Publishing (IL) (September 2002).
- Per Axelsson. An Introduction to Risk Prediction and Preventive Dentistry (Paperback) Quintessence Publishing (IL); 1st edition (October 15, 1999)
- Organización Mundial de la Salud. Encuestas de salud bucodental. Métodos básicos. 5a edición. Organización Mundial de la Salud, Ginebra, 2013. [http://www.who.int/oral\\_health/publications/9789241548649/en/](http://www.who.int/oral_health/publications/9789241548649/en/)
- Pine C (editor). Community Oral Health. Butterworth-Heinemann, Oxford, 1997.

**Páginas Web**

**American Association Public Health Dentistry** <http://www.aaphd.org>

**Banco Mundial de Datos sobre Salud Bucodental de la OMS, 1986–1996:**  
Panorámica de las encuestas de salud bucodental a los 12 años de edad. A. Nithila, D. Bourgeois, D. E. Barmes y H. Murtomaa. *Rev Panam Salud Publica/Pan Am J Public Health* 4(6), 1998 <http://www.scielosp.org/pdf/rpsp/v4n6/4n6a9.pdf>

Organización Mundial de la Salud. WHO Oral Health Country/Area Profile Programme. <http://www.mah.se/CAPP/>  
**OMS Oral health information systems**  
[http://www.who.int/oral\\_health/action/information/surveillance/en/index.html](http://www.who.int/oral_health/action/information/surveillance/en/index.html)

World Health Organization-Oral Health  
[http://www.who.int/oral\\_health/en/](http://www.who.int/oral_health/en/)

World Health Organization-Oral Health. Metas de Salud Bucal 2020  
[http://www.who.int/oral\\_health/publications/goals2020/en/](http://www.who.int/oral_health/publications/goals2020/en/)

**Centers for Disease Control and Prevention. Division of Oral health. Data Applications.** Información sobre encuestas y programas de salud bucal en los Estados Unidos.  
[http://www.cdc.gov/oralhealth/data\\_systems/index.htm](http://www.cdc.gov/oralhealth/data_systems/index.htm)

NHANES CDC USA <http://www.cdc.gov/nchs/nhanes.htm>

**Manual de encuestas de salud bucal OMS 4a edición, 1997.**  
[http://www2.paho.org/hq/dmdocuments/2009/OH\\_st\\_Esurv.pdf](http://www2.paho.org/hq/dmdocuments/2009/OH_st_Esurv.pdf)

**Manual de encuestas de salud bucodental OMS 5ª edición 2014**  
[http://apps.who.int/iris/bitstream/10665/97035/1/9789241548649\\_eng.pdf](http://apps.who.int/iris/bitstream/10665/97035/1/9789241548649_eng.pdf)

### ***Bibliografía para consulta***

#### ***Epidemiología Bucal***

Capítulos 13 y 14. Brian A. Burt, Steven A. Eklund. *Dentistry, Dental Practice, and the Community*, 6th Edition. Saunders, 2005.

Burt BA. Concepts of risk in dental public health. *Community Dent Oral Epidemiol* 2005; 33: 240–7.

#### ***Historia Natural de la Enfermedad***

Neely AL, Holford TR, Loe H, Anerud A, Boysen H. The natural history of periodontal disease in humans: risk factors for tooth loss in caries-free subjects receiving no oral health care. *J Clin Periodontol* 2005; 32: 984–993.

Ismail A, Morrison E, Burt BA, Caffesse R, Kavanagh M. Natural History of Periodontal Disease in Adults: Findings from the Tecumseh Periodontal Disease Study, 1959-87. *J Dent Res* 1990; 69(2):430-435.

### ***Salud Pública Bucal***

Capítulo 4. Brian A. Burt, Steven A. Eklund. Dentistry, Dental Practice, and the Community, 6th Edition. Saunders, 2005.

Capítulo 1. Pine C (editor). Community Oral Health. Butterworth-Heinemann, Oxford, 1997.

Hobdell M, Petersen P, Clarkson J, Jonson N. Global goals for oral health 2020 *International Dental Journal* (2003) 53, 285–288.

Widstrom E, Ekman A, Aandahl LS, Pedersen MM, Agustsdottir H, Eaton KA. Developments in oral health policy in the Nordic countries since 1990. *Oral Health Prev Dent*.2005;3(4):225-35.

Widstrom E, Eaton KA. Oral health care systems in the extended European Union. *Oral Health Prev Dent*. 2004;2 (3):155-94.

Pack AR. Dental services and needs in developing countries. *Int Dent J*. 1998 Jun; 48(3 Suppl 1):239-47.

Grytten J. Models for financing dental services. A review. *Community Dent Health*. 2005 Jun;22(2):75-85.

### ***Caries dental***

Velázquez Monroy O, Vera Hermosillo H, Irigoyen Camacho ME, Mejía González A, Sánchez Pérez TL. Cambios en la prevalencia de la caries dental en escolares de tres regiones de México: encuestas de 1987–1988 y de 1997–1998. *Rev Panam Salud Publica/Pan Am J Public Health* 2003; 13(5): 320-326.

Bonecker M, Cleaton-Jones P. trends in dental caries in Latin America and Caribbean 5-6 and 11-13 year-old children: a systematic review. *Community Dent Oral Epidemiol* 2003; 31: 152-7.

Petersen PE. Sociobehavioural risk factors in dental caries – international perspectives. *Community Dent Oral Epidemiol* 2005; 33: 274–9.

Curzon MEJ, Preston AJ. Risk Groups: Nursing Bottle Caries/Caries in the Elderly. *Caries Research*; 2004; 38 (suppl 1): 24-33.

Marthaler TM. Changes in dental caries 1953-2003. *Caries Res.* 2004 May-Jun;38(3):173-81.

**ICDAS** Ismail AI, Sohn W, Tellez M, Amaya A, Sen A, Hasson H, Pitts NB. The International Caries Detection and Assessment System (ICDAS): an integrated system for measuring dental caries. *Community Dent Oral Epidemiol* 2007; 35: 170–178.

Shoib L. · Deery C. · Ricketts D.N.J. · Nugent Z.J. Validity and Reproducibility of ICDAS II in Primary Teeth *Caries Res* 2009;43:442–448.

**CAST (Caries Assessment and Treatment instrument)**

Frencken JE, de Souza AL, van der Sanden WJM, Bronkhorst EM, Leal SC. The Caries Assessment and Treatment (CAST) instrument. *Community Dent Oral Epidemiol* 2013; 41: e71–e77.

Frencken JE, de Amorim RG, Faber J, Leal SC. The Caries Assessment Spectrum and Treatment (CAST) index: rationale and development. *Int Dent J.* 2011 Jun;61(3):117-23. doi: 10.1111/j.1875-595X.2011.00022.x.

**PUFA (pulp-ulcer-fistula-abscess) index**

Monse B, Heinrich-Weltzien R, Benzian H, Holmgren C, van Palenstein Helderma W. PUFA – An index of clinical consequences of untreated dental caries. *Community Dent Oral Epidemiol* 2010; 38: 77–82.

[http://www.kiza.uniklinikum-jena.de/kiza\\_media/Downloads/PUFA\\_An\\_index\\_of\\_clinical\\_consequences\\_2010-p-316.pdf](http://www.kiza.uniklinikum-jena.de/kiza_media/Downloads/PUFA_An_index_of_clinical_consequences_2010-p-316.pdf)

Holmgren C, van Palenstein Helderma W, Monse B, Heinrich-Weltzien R, Benzian H. Modifications to the PUFA index: are they justified at this stage? *Med Princ Pract.* 2014;23(3):292-3. doi: 10.1159/000357271. Epub 2014 Jan 7.

<http://www.karger.com/Article/FullText/357271>

Baginska J1, Stokowska W. Pulpal involvement-roots-sepsis index: a new method for describing the clinical consequences of untreated dental caries. *Med Princ Pract.* 2013;22:555-60. doi: 10.1159/000354193. Epub 2013 Aug 13.

<http://www.karger.com/Article/FullText/354193>

**FDI**

A new model for caries classification and management

The FDI World Dental Federation Caries Matrix

[http://www.fdiworldental.org/media/9113/editorial\\_dr\\_glick\\_jada\\_5\\_2012.pdf](http://www.fdiworldental.org/media/9113/editorial_dr_glick_jada_5_2012.pdf)

### ***Maloclusión***

Frazãoa P, Narvai C. Socio-environmental factors associated with dental occlusion in adolescents. *Am J Orthod Dentofacial Orthop* 2006; 129:809-16.

### ***Gingivitis, periodontitis***

Ylostalo PV, Knuutila ML. Confounding and effect modification: possible explanation for variation in the results on the association between oral and systemic diseases. *J Clin Periodontol* 2006; 33: 104–108.

Sanz M, Quirynen M. Advances in the aetiology of periodontitis. *Journal Of Clinical Periodontology* 2005; **32** (s6): 54-56.

Kinane DF, Attström R. Advances in the pathogenesis of periodontitis. *Journal of Clinical Periodontology* 2005; **32** (s6): 130-131.

Borrell LN, Papapanou PN. Analytical epidemiology of periodontitis. *Journal of Clinical Periodontology* 2005; 32 (s6): 132-158.

Loos B, Raymond J, Marja L. Identification of genetic risk factors for periodontitis and possible mechanisms of action. *Journal of Clinical Periodontology* 2005; 32 (s6): 159-179.

Palmer R, Ron w, Hasan, Adam S. & Scott, David A. Mechanisms of action of environmental factors – tobacco smoking. *Journal of Clinical Periodontology* 2005; 32 (s6): 180-195.

Heitz-Mayfield. Disease progression: identification of high-risk groups and individuals for periodontitis. *Journal of Clinical Periodontology* 2005; 32 (s6): 196-209.

Tonetti, M, Claffey N. Advances in the progression of periodontitis and proposal of definitions of a periodontitis case and disease progression for use in risk factor research. *Journal of Clinical Periodontology* 2005; 32 (s6): 210-213.

Braegger U. Cost–benefit, cost-effectiveness and cost–utility analyses of periodontitis prevention. *Journal of Clinical Periodontology* 2005; 32 (s6): 301-313.

Davies I, Karring T, Norderyd O. Advances in the behavioural and public health aspects of periodontitis. Group E consensus report of the fifth European Workshop in Periodontology. *Journal of Clinical Periodontology* 2005; **32** (s6): 326-327.

### ***Trastornos ATM***

LeResche L. Epidemiology of temporomandibular disorders: implications for the investigation of etiologic factors. *Crit Rev Oral Biol Med* 1997; 8: 291-305.

Casanova-Rosado JF, Medina-Solís CE, Vallejos-Sánchez AA, Casanova-Rosado AJ, Hernández-Prado B, Ávila-Burgos L. Prevalence and associated factors for temporomandibular disorders in a group of Mexican adolescents and youth adults. *Clin Oral Invest* 2006; 10: 42–49.

Ohrbach R, Granger C, List T, Dworkin S. Preliminary development and validation of the Jaw Functional Limitation Scale. *Community Dent Oral Epidemiol* 2008; 36: 228–236.

Ohrbach R, Larsson P, List T. The jaw functional limitation scale: development, reliability, and validity of 8-item and 20-item versions. *J Orofac Pain*. 2008 Summer;22(3):219-30.

### **Calidad de vida**

Locker D, Allen F. What do measures of 'oral health-related quality of life' measure? *Community Dent Oral Epidemiol* 2007; 35: 401–411.

del Carmen Aguilar-Díaz F, Irigoyen-Camacho ME. Validation of the CPQ8-10ESP in Mexican school children in urban areas. *Med Oral Patol Oral Cir Bucal*. 2011 May 1;16(3):e430-5.

Castrejón-Pérez RC, Borges-Yáñez SA, Irigoyen-Camacho ME. [Validation of an instrument for measuring the effects of oral health on the quality of life of older adults in Mexico]. *Rev Panam Salud Publica*. 2010 May;27(5):321-9. Spanish.